

**All the patents are held accountable counterfeiting.****Features**DIMENSIONS: 190(L) x 106(W) x 50(H)mm
Weights: 780g

- Fan cooled
- 100% burn-in test
- Burn-in power factor corrector
- MOSFET designed
- 2 years Warranty
- **Output modify range: 3V~200VDC**
- **Split rail & Series connection possible**

General specifications**INPUT**

Input range	90~264VAC 127~380VDC
Input frequency	47~63Hz
Max. I/P current / Inrush current (25° C)	4.12A/20A@110VAC 1.98A/40A@220VAC
Power factor	95% Min

OUTPUT

Hold-up time	16mS
Short protection	Autorecovery
Overload protection	Automatic power limited
Over voltage protection	Autorecovery

Detail specifications**320 Watts**

MODEL	O/P Volt Adj. ± %	Load(Current) ¹			Ripple & Noise ⁴	Line REG. ²	Load REG. ³	Efficiency ⁵	O.V.P. Trip point
		Min.	Rated	Max.					
RP1320-12C	V1: +12V ±10%	0A	26.6A	26.6A	150mVp-p	±1%	±1%	75% Min.	15.0 ~ 18V
RP1320-15C	V1: +15V ±10%	0A	21.3A	21.3A	150mVp-p	±1%	±1%	75% Min.	20 ~ 24V
RP1320-24C	V1: +24V ±10%	0A	13.3A	13.3A	150mVp-p	±1%	±1%	75% Min.	27.6 ~ 31V
RP1320-36C	V1: +36V ±10%	0A	8.9A	8.9A	360mVp-p	±1%	±1%	83% Min.	45 ~ 55V
RP1320-48C	V1: +48V ±10%	0A	6.7A	6.7A	250mVp-p	±1%	±1%	78% Min.	54 ~ 60V
● RP1320-60C	V1: +60V ±10%	0A	5.3A	5.3A	600mVp-p	±1%	±1%	81% Min.	68 ~ 78V
● RP1320-110C	V1: +110V ±10%	0A	2.9A	2.9A	1100mVp-p	±1%	±1%	81% Min.	170 ~ 200V
RP23201C	V1: +8V ±10% V2: +5V ----	0A 0A	37.5A 3A	37.5A 3A	80mVp-p 50mVp-p	±1% ±1%	±1% ±3%	70% Min.	12 ~ 14V 5.8 ~ 7.0V
RP23202C	V1: +12V ±10% V2: +5V ----	0A 0A	25A 3A	25A 3A	100mVp-p 50mVp-p	±1% ±1%	±1% ±3%	75% Min.	14.5 ~ 17V 5.8 ~ 7.0V
RP23204C	V1: +24V ±10% V2: +5V ----	0A 0A	12.5A 3A	12.5A 3A	150mVp-p 50mVp-p	±1% ±1%	±1% ±3%	75% Min.	27.6 ~ 30V 5.8 ~ 7.0V
RP23206C	V1: +24V ±10% V2: +12V ----	0A 0A	11.5A 3A	11.5A 3A	150mVp-p 150mVp-p	±1% ±1%	±1% ±3%	75% Min.	27.6 ~ 30V 14.5 ~ 17V
RP23207C	V1: +15V ±10% V2: +12V ----	0A 0A	18.5A 2A	18.5A 2A	150mVp-p 150mVp-p	±1% ±1%	±1% ±3%	75% Min.	19 ~ 23V 14.5 ~ 17V
RP23208C	V1 : +12V ±10% V2 : -12V -----	0A 0A	25.95A 0.65A	25.95A 0.65A	150mV 80mV	±1% ±1%	±1% ±1%	75% Ref.	17.1 ~ 18.9V 15 ~ 18V





All the patents are held accountable counterfeiting.

CE Standards

EN 55032, EN 55035,
EN 61000-3-2, EN 61000-3-3,
(EN 61000-4-2, EN 61000-4-3,
EN 61000-4-4, EN 61000-4-5,
EN 61000-4-6, EN 61000-4-8,
EN 61000-4-11)
LVD: EN 62368-1

Safety Standards

 UL/CUL 60950 APPROVAL
 CE Marking

Environments

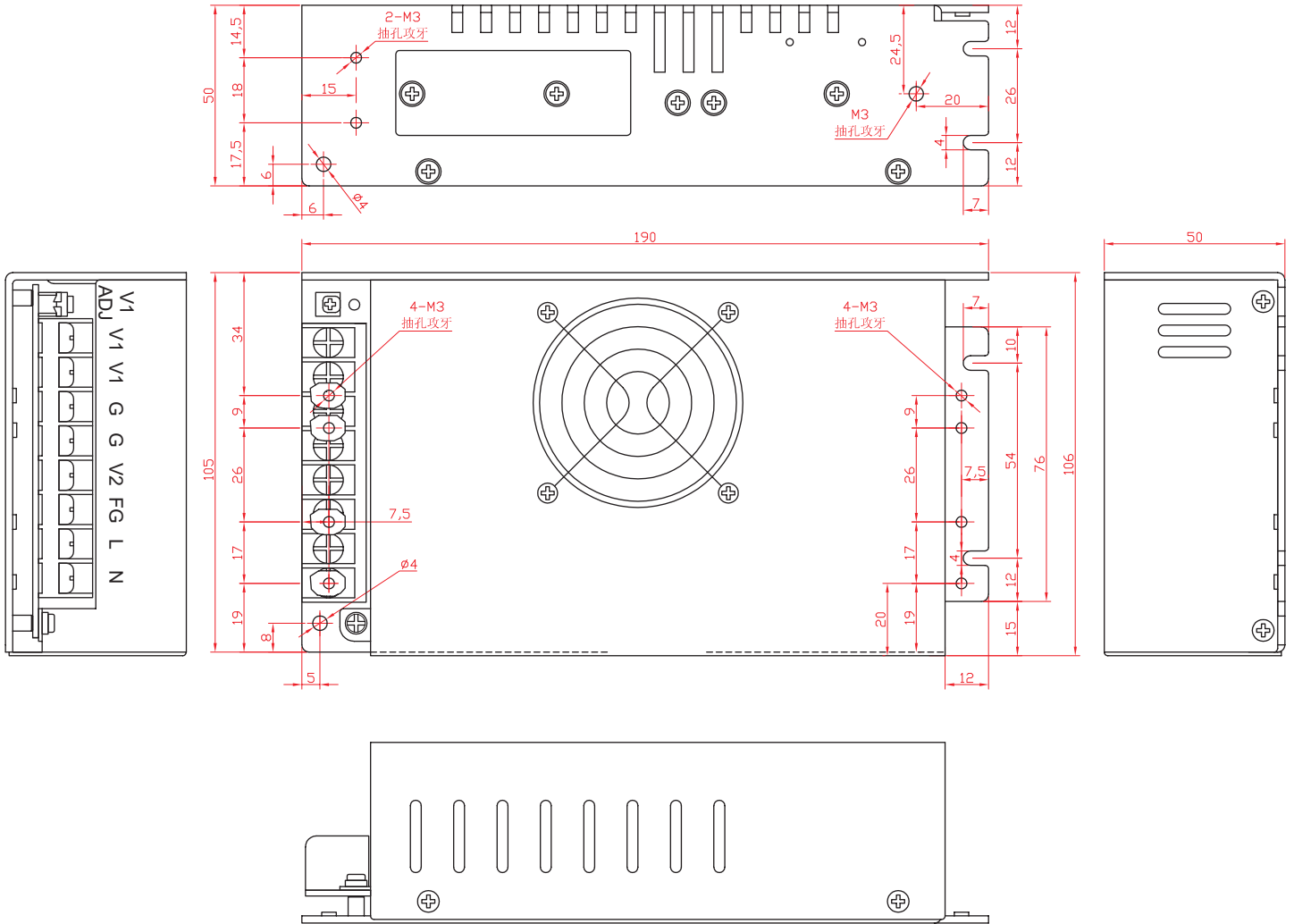
Operating Temperature	-15 ~ 50°C, Ambient
Operating Humidity	20 ~ 90% RH, No Condensing
Storage Temperature	-20 ~ 85°C, Ambient
Vibration	2G, 10~500Hz, 3 axes

- NOTE:**
1. Each output can provide up to maximum load, but total load can not exceed rated output power.
 2. Line regulation is measured from low line to high line at rated load.
 3. Load regulation is measured from 20% to 100% of rated load at 220VAC input.
 4. Ripple & Noise are measured with 20MHz oscilloscope at 220VAC by using a 20cm long 12" twisted pair-wire with a 0.1uF/630V metal capacitor & a 47uF electrolytic capacitor parallel on the test point.
 5. Efficiency is measured at rated load and 220VAC input.
 6. Hold-up time is measured at rated load and 220VAC input.
 7. With ● are non-safety approval
 8. Output Voltage Adjustable is measured on 5% of rated load.
 9. Reign Power reserve the right to change specifications at any time without notice.



All the patents are held accountable counterfeiting.

Mechanical Details



Panel Designation

PCB Barrier Terminal Block

Pin	Single	Dual	Description
1	L	L	L : Line Terminal of Input
2	N	N	N : Neutral Terminal of Input
3	FG	FG	FG : Ground (Earth)
4	NC	V2	No Polarity At DC Input
5,6	G	G	NC : No connection
7,8	V1	V1	G : DC Output Ground Terminal
			Vx : DC Output Terminal (Specify at spec.)

CASE NO. : CS600
 UNIT : mm
 DIMENSIONS : 190(L) x 106(W) x 50(H)mm
 MATERIAL : ALUMINUM
 COLOR : SILVER