



All the patents are held accountable counterfeiting.

Features

DIMENSIONS: 435(L) x 320(W) x 80(H)mm
Weights: 7230g

- “ Output Voltage Monitor ” Display
- Fan speed control
- 100% burn-in test
- Burn-in power factor corrector
- 2 years Warranty
- Output modify range: 220V~380VDC
- Split rail & Series connection possible

General specifications

INPUT

Input range	220~277 / 380~480VAC (3 phase 4 line Y type)
Input frequency	47~63Hz
Inrush current (25° C)	50A/400VAC (3 phase 4 line Y type)
Power factor	95% Min/230VAC(Y type 400VAC)

OUTPUT

Hold-up time	10ms
Short protection	Re-power on to recover

Detail specifications



4500 ~ 5000 Watts

MODEL	O/P Volt Adj. ± %	Load(Current) ¹			Ripple & Noise ⁴	Line REG. ²	Load REG. ³	Efficiency ⁵	O.V.P. Trip point
		Min.	Rated	Max.					
RPH14K5-24CDA	V1: +24V ±10%	0A	187A	187A	240mVp-p	±1%	±1%	92% Min.	27.6 ~ 31V
RPH15K0-36CDA	V1: +36V ±10%	0A	138A	138A	360mVp-p	±1%	±1%	92.5% Min.	47.8 ~ 53.2V
RPH15K0-48CDA	V1: +48V ±10%	0A	104A	104A	480mVp-p	±1%	±1%	93% Min.	54 ~ 60V
RPH15K0-72CDA	V1: +72V ±10%	0A	70A	70A	720mVp-p	±1%	±1%	93.5% Min.	82 ~ 93.6V
RPH15K0-110CDA	V1: +110V ±10%	0A	45A	45A	1100mVp-p	±1%	±1%	94% Min.	126 ~ 143V
RPH15K0-150CDA	V1: +150V ±10%	0A	33A	33A	1500mVp-p	±1%	±1%	94.5% Min.	172 ~ 195V

CE Standards

EN 55032, EN 55035,
EN 61000-3-2, EN 61000-3-3,
(EN 61000-4-2, EN 61000-4-3,
EN 61000-4-4, EN 61000-4-5,
EN 61000-4-6, EN 61000-4-8,
EN 61000-4-11)
LVD: EN 62368-1

Safety Standards

 UL 62368 Meet
 CE Marking

Environments

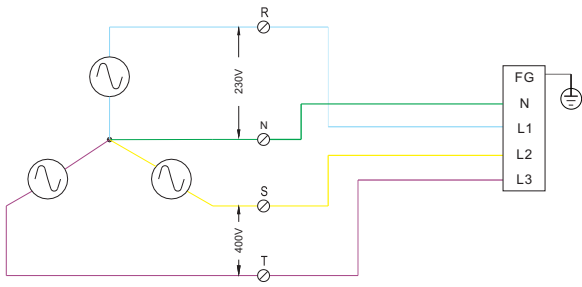
Operating Temperature -15 ~ 50°C, Ambient
Operating Humidity 20 ~ 90% RH, No Condensing
Storage Temperature -20 ~ 85°C, Ambient
Vibration 2G, 10~500Hz, 3 axes

- NOTE:**
1. Each output can provide up to maximum load, but total load can not exceed rated output power.
 2. Line regulation is measured from low line to high line at rated load.
 3. Load regulation is measured from 20% to 100% of rated load at 230VAC(Y type 400VAC) input.
 4. Ripple & Noise are measured with 20MHz oscilloscope at 230VAC(Y type 400VAC) by using a 20cm long 12" twisted pair-wire with a 0.1uF/630V metal capacitor & a 47uF electrolytic capacitor parallel on the test point.
 5. Efficiency is measured at rated load and 230VAC(Y type 400VAC) input.
 6. Hold-up time is measured at rated load and 230VAC(Y type 400VAC) input.
 7. With ▲ are no Monitor Display ONLY.
 8. Output Voltage Adjustable is measured on 5% of rated load.
 9. Reign Power reserve the right to change specifications at any time without notice.

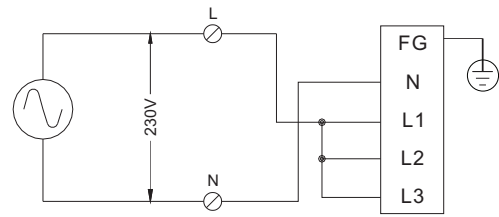


All the patents are held accountable counterfeiting.

Application Circuit



3 phase 4 line Y type 400VAC system



1 phase 2 line 180-264VAC system